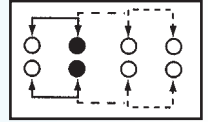


SS-23L04


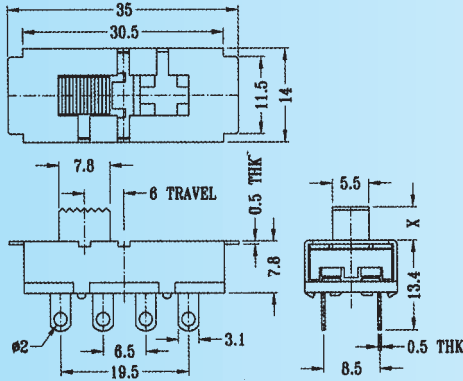
Rating: 3A 250V AC
Function: 2P3T



N NON-SHORTING

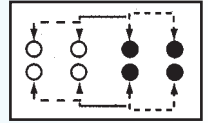
Optional Knob type

GE	TA	UB	GD	VB	



SS-23L05


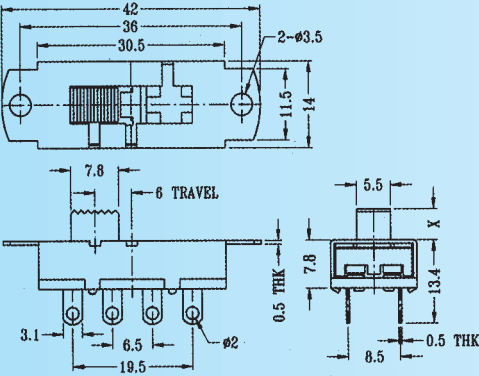
Rating: 3A 250V AC
Function: 2P3T



N NON-SHORTING

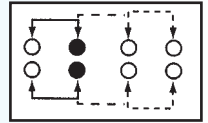
Optional Knob type

GE	TA	UB	GD	VB	



SS-23L07

Rating: 1.5A 250V AC
Function: 2P3T


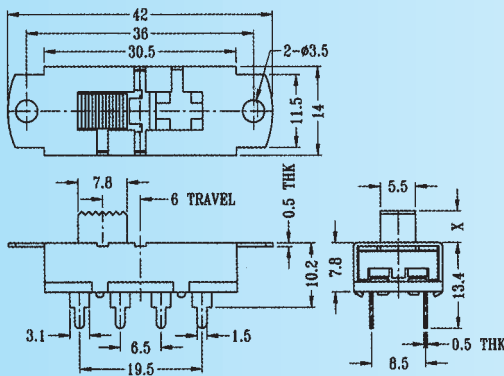


S SHORTING

N NON-SHORTING

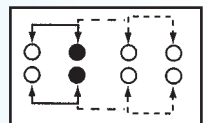
Optional Knob type

GD	GE				



SS-23L10

Rating: 1.5A 250V AC
Function: 2P3T


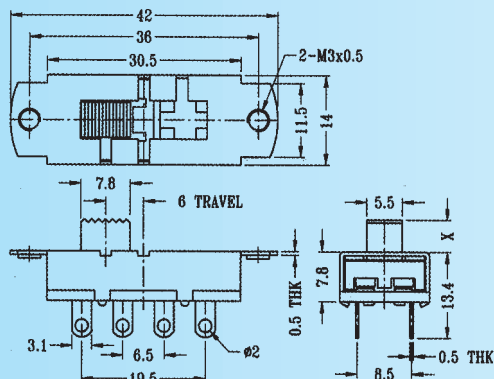


S SHORTING

N NON-SHORTING

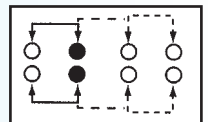
Optional Knob type

GD	GE				



SS-23L13

Rating: 1.5A 250V AC
Function: 2P3T



N NON-SHORTING

Optional Knob type

GE	TA	UB	GD	VB	